

## Start Batten DALI

Start Batten 1200 5000lm DALI 830/840

0048983



### Product features

- LED batten, T8 replacement, ease of installation through 2 part push-in design of the housing, Traffic white (RAL9016) iron housing, 4800 / 4850lm, 36.5W, 132/133lm/W, Integrated switch allows to choose between warm white (3000K) and neutral white (4000K) colour temperatures, CRI80, 3 step MacAdam ellipse, symmetric wide beam angle, Class I, 120000 hrs L70B50 lifespan, DALI driver, IK08, IP20, 1200 x 64 x 65mm (LxWxH) dimensions, 1.31kg weight. BESA compatibility. End cap incorporates 20mm conduit knock out.



## PRODUCT OVERVIEW

|                                 |                                       |
|---------------------------------|---------------------------------------|
| Product name                    | Start Batten 1200 5000lm DALI 830/840 |
| Technology                      | LED                                   |
| Cap/Base                        | N/A                                   |
| Housing                         | Steel                                 |
| General application             | Logistics & Industry                  |
| ETIM Class                      | EC000109                              |
| E-number FI                     | 4279487                               |
| Warranty                        | 5 years                               |
| Fixture luminous flux (lm)      | 4850                                  |
| Luminaire efficacy (lm/W)       | 133                                   |
| Light colour                    | Warm White or Neutral White           |
| CRI (Ra)                        | 80                                    |
| Colour Variation Initial (SDCM) | SDCM3                                 |
| Beam Angle (°)                  | 145x110                               |
| Photobiological Risk Group      | RG1                                   |
| Total power consumption (W)     | 36.5                                  |
| Electrical protection           | Class I                               |
| Control gear type               | LED driver constant current           |
| Dimmable                        | Yes                                   |
| Dimming method                  | DALI-2                                |
| LED Flickering Rate             | Ultra low (5% or less)                |
| Housing colour                  | RAL 9016 - Traffic white / Bezel      |
| IP rating                       | IP20                                  |
| IK rating                       | IK08                                  |
| Product EAN number              | 5410288489834                         |

## DATA TABLE

### General data

|              |                                       |
|--------------|---------------------------------------|
| Product name | Start Batten 1200 5000lm DALI 830/840 |
| Technology   | LED                                   |
| Cap/Base     | N/A                                   |
| Housing      | Steel                                 |

## Start Batten DALI

*Start Batten 1200 5000lm DALI 830/840*

0048983

|   |                      |
|---|----------------------|
| General application                     | Logistics & Industry |
| Operating temperature range (°C)        | -20°C...+40°C        |
| Performance ambient temperature Tq (°C) | 25                   |
| ETIM Class                              | EC000109             |
| E-number FI                             | 4279487              |
| Warranty                                | 5 years              |

### Optical data

|   |                             |
|---|-----------------------------|
| Fixture luminous flux (lm)              | 4850                        |
| Luminaire efficacy (lm/W)               | 133                         |
| Correlated colour temperature range (K) | 3000 - 4000                 |
| Light colour                            | Warm White or Neutral White |
| CRI (Ra)                                | 80                          |
| Colour Variation Initial (SDCM)         | SDCM3                       |
| Beam Angle (°)                          | 145x110                     |
| Photobiological Risk Group              | RG1                         |

### Electrical data

|  |                             |
|--|-----------------------------|
| Total power consumption (W)                                    | 36.5                        |
| Primary Supply/Product voltage - min (V)                       | 240.0                       |
| Primary Supply/Product voltage - max (V)                       | 220                         |
| Lamp power factor  | 0.9                         |
| THD (at 230 V, 50 Hz, full load, at 100% dimming level) xx.x % | 20                          |
| Electrical protection  | Class I                     |
| Control gear required  | Yes                         |
| Control gear type  | LED driver constant current |
| No. Of switching cycles before premature failures              | >50000                      |
| Dimmable   | Yes                         |
| Dimming method   | DALI-2                      |
| Drive current (mA)   | 350                         |
| Inrush Current (A)   | 31                          |
| Inrush Duration (µs)   | 262                         |
| Glow Wire Test (°C)  | 650                         |
| Energy Efficiency Class (A->G) of contained light source       | C                           |
| Nominal Frequency (Hz)   | 50/60Hz                     |
| LED Flickering Rate  | Ultra low (5% or less)      |
| Max. products per 10A C Breaker                                | 8                           |
| Max. products per 13A C Breaker                                | 10                          |
| Max. products per 16A C Breaker                                | 12                          |
| Max. products per 20A C Breaker                                | 15                          |
| Max. products per 10A B Breaker                                | 7                           |
| Max. products per 13A B Breaker                                | 7                           |
| Max. products per 16A B Breaker                                | 8                           |
| Max. products per 20A B Breaker                                | 11                          |
| Connectable conductor cross section - Max (mm²)                | 1.5                         |

## Start Batten DALI

Start Batten 1200 5000lm DALI 830/840

0048983

### Lifetime data

|                  |        |
|------------------|--------|
| Lifespan L70 B50 | 120000 |
| Lifespan L80 B50 | 120000 |

### Physical data

|                             |                                  |
|-----------------------------|----------------------------------|
| Housing colour              | RAL 9016 - Traffic white / Bezel |
| IP rating                   | IP20                             |
| IK rating                   | IK08                             |
| Diffuser finish             | Opal                             |
| Diffuser material           | PC Polycarbonate                 |
| Nominal Product Length (mm) | 1200                             |
| Nominal Product Width (mm)  | 64                               |
| Nominal Product Height (mm) | 65                               |
| Weight (kg)                 | 1.31                             |

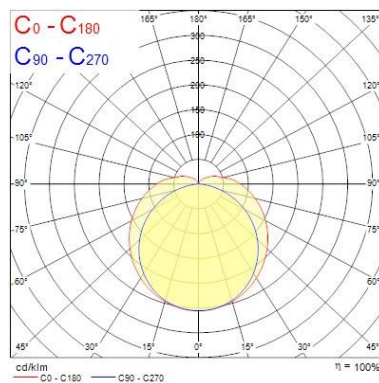
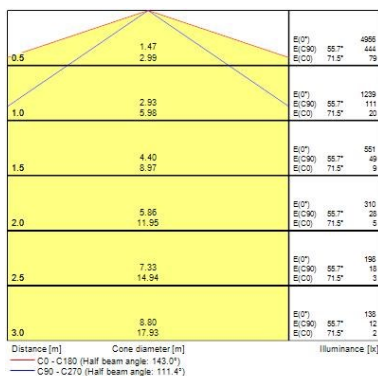
### Packaging

|                                       |                |
|---------------------------------------|----------------|
| Product EAN number                    | 5410288489834  |
| Packaging single length / height (cm) | 120.0          |
| Packaging single width (cm)           | 6.4            |
| Packaging single depth (cm)           | 6.5            |
| DUN14 (outer)                         | 15410288489831 |
| Units per outer package               | 6              |
| Packaging outer length / height (cm)  | 122.0          |
| Packaging outer width (cm)            | 15.3           |
| Packaging outer depth (cm)            | 22.7           |

### Safety data

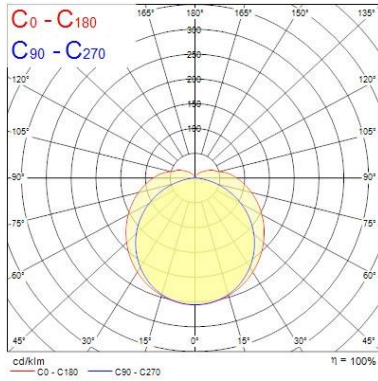
|                                  |        |
|----------------------------------|--------|
| Optimal operating condition (°C) | -20-40 |
|----------------------------------|--------|

## PHOTOMETRY



## Start Batten DALI

Start Batten 1200 5000lm DALI 830/840  
0048983



| Distance [m] | Cone diameter [m] | Beam angle [°] | Beam angle [°] | Beam angle [°] | Illuminance [lx]  |
|--------------|-------------------|----------------|----------------|----------------|-------------------|
| 0.5          | 1.47<br>2.99      | E(0°)          | E(C90)         | E(C0)          | 6905<br>640<br>73 |
| 1.0          | 2.93<br>5.98      | E(0°)          | E(C90)         | E(C0)          | 1225<br>110<br>37 |
| 1.5          | 4.40<br>8.97      | E(0°)          | E(C90)         | E(C0)          | 545<br>49<br>9    |
| 2.0          | 5.86<br>11.95     | E(0°)          | E(C90)         | E(C0)          | 307<br>27<br>5    |
| 2.5          | 7.33<br>14.94     | E(0°)          | E(C90)         | E(C0)          | 196<br>18<br>3    |
| 3.0          | 8.80<br>17.93     | E(0°)          | E(C90)         | E(C0)          | 138<br>12<br>2    |

Distance [m]      Cone diameter [m]      Illuminance [lx]  
 — C0 - C180 (Half beam angle: 143.0°)  
 — C90 - C270 (Half beam angle: 111.4°)

## TECHNICAL DRAWINGS

